

Consumer Price Index

Not Seasonally Adjusted

December 2023

All Items (2002=100)

Year over Year
December 2022 to December 2023

- NL increased 3.4%
- St. John's increased 3.8%
- Canada increased 3.4%

Month over Month
November 2023 to December 2023

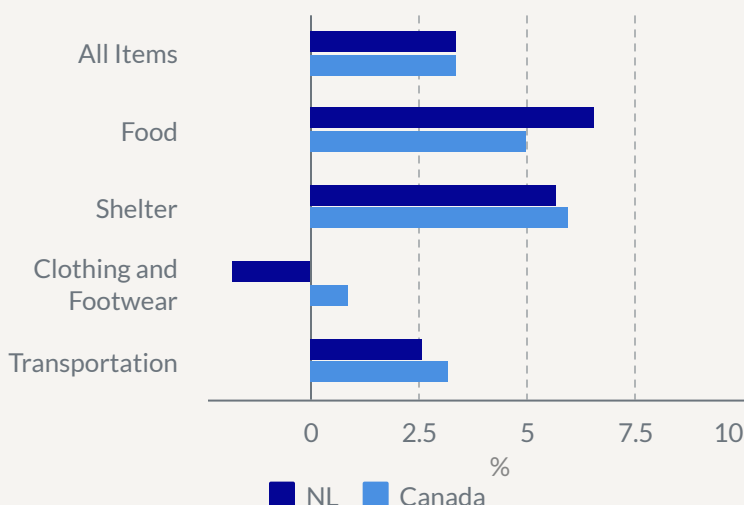
- NL decreased 0.2%
- St. John's decreased 0.3%
- Canada decreased 0.3%

2013 to 2023
Trend

- NL increased 26.2%
- St. John's increased 25.5%
- Canada increased 27.9%

Select Component Percent Change, Year over Year (Rate of Inflation)

December 2022 to December 2023



Highlights
Percent Change (2002=100)

Year over Year
December 2022 to December 2023

Energy

- NL increased 2.8%
- Canada decreased 0.4%

Food

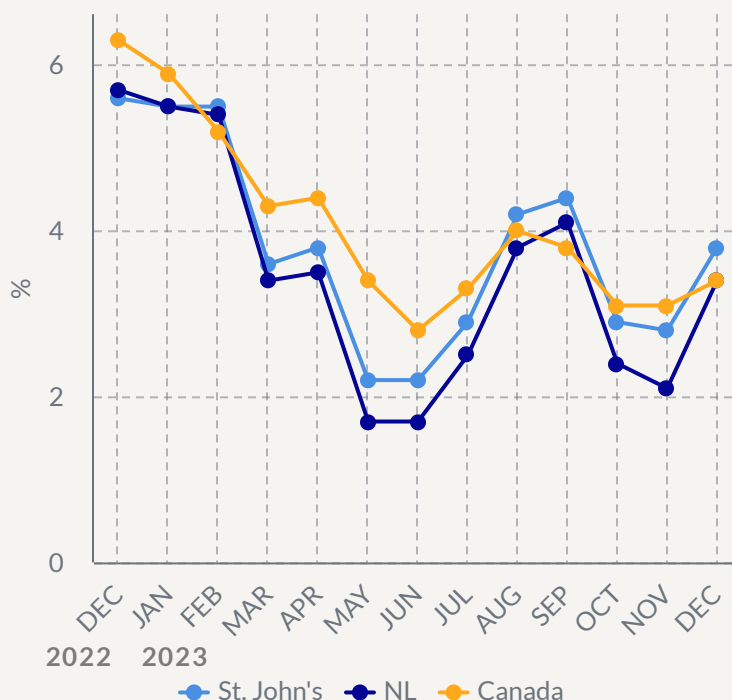
- NL increased 6.6%
- Canada increased 5.0%

All Items excluding food and energy

- NL increased 2.6%
- Canada increased 3.4%

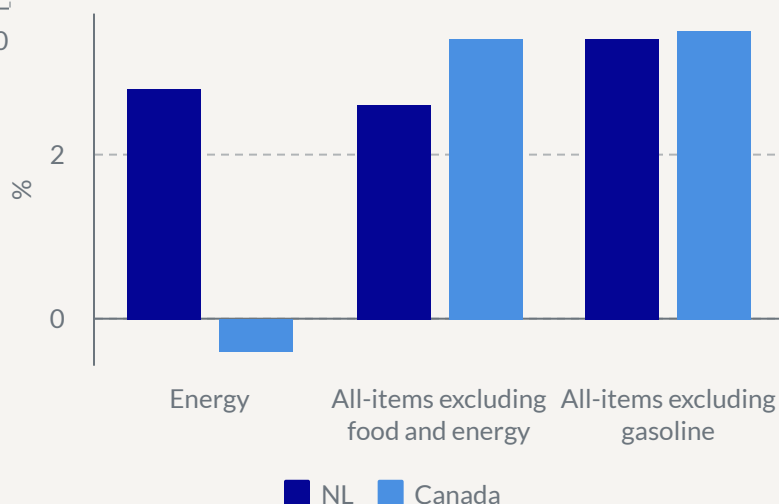
The Consumer Price Index (CPI) represents changes in prices as experienced by Canadian consumers. It measures price change by comparing, through time, the cost of a fixed basket of goods and services.

Percent Change, Year over Year
All Items (2002=100)



Special Aggregate Percent Change, Year over Year (Rate of Inflation)

December 2022 to December 2023



Date: January 16th, 2024

Next Release: February 20th, 2024

Source: Compiled by the Newfoundland and Labrador Statistics Agency based on information from Statistics Canada, Consumer Price Index, Table 18-10-0004-13

www.stats.gov.nl.ca

Newfoundland
& Labrador