

FLASHSHEET

1. POPULATION :

(Estimate as of January 1, 2024)

	Thousands	Current Month	Same Month Last Year	NL Percent Change	CANADA Percent Change
		540.6	535.0	1.0%	3.2%

2. LABOUR :

- (a) Employed, Adjusted (March 2024)
- (b) Unemployment Rate, Adjusted (March 2024)
- (c) Employment Insurance Beneficiaries Regular Benefits Without Declared Earnings (January 2024)
- (d) Average Weekly Earnings, Industrial Aggregate, NAICS (January 2024)
- (e) Income Support Cases (March 2024)

	Thousands	Percent	Number	Dollars	Number	Current Month	Same Month Last Year	NL Percent Change	CANADA Percent Change
(a)	243.7	10.1	32,910 p	1,217.77 p	20,846 p	243.7	237.0	2.8%	1.6%
(b)		10.1				10.1	10.4	-0.3	1.0
(c)			32,910 p			32,910 p	33,160	-0.8%	15.3%
(d)				1,217.77 p		1,217.77 p	1,176.54	3.5%	3.9%
(e)			20,846 p			20,846 p	20,672	0.8%	..

3. CONSUMER PRICE INDEX (2002=100) :

- (a) All-Items (March 2024)
- (b) Food (March 2024)
- (c) Energy (March 2024)
- (d) All-items excluding Food and Energy (March 2024)

	Current Month	Same Month Last Year	NL Percent Change	CANADA Percent Change
(a)	161.9	157.0	3.1%	2.9%
(b)	187.4	179.4	4.5%	3.0%
(c)	229.0	220.5	3.9%	2.8%
(d)	145.9	142.2	2.6%	2.9%

4. INTEREST RATES :

- (a) Five Year Mortgage Rate (April 2024)
- (b) Prime Business Loans (April 2024)

	Percent	Percent	NL Percent Change	CANADA Percent Change
(a)	6.84	6.49	0.35	0.35
(b)	7.20	6.70	0.50	0.50

5. SALES OF GOODS MANUFACTURED, NAICS (SHIPMENTS) :

- (February 2024)
- (January - February 2024)

	\$ Millions	\$ Millions	Current Month	Same Month Last Year	NL Percent Change	CANADA Percent Change
(February 2024)	230.4 p	229.1	230.4 p	229.1	0.6%	4.0%
(January - February 2024)	436.7 p	470.1	436.7 p	470.1	-7.1%	0.5%

6. RETAIL TRADE (NAICS) :

- (a) Unadjusted For Seasonal Variation (January 2024)
- (b) Seasonally Adjusted (January 2024)

	\$ Thousands	\$ Thousands	Current Month	Same Month Last Year	NL Percent Change	CANADA Percent Change
(a)	803,992 p	794,616	803,992 p	794,616	1.2%	2.5%
(b)	963,444 p	980,716	963,444 p	980,716	-1.8%	0.9%

7. NEW MOTOR VEHICLE SALES :

- (February 2024)
- (January - February, 2024)

	Number	Number	Current Month	Same Month Last Year	NL Percent Change	CANADA Percent Change
(February 2024)	1,969	1,504	1,969	1,504	30.9%	25.4%
(January - February, 2024)	3,817	3,110	3,817	3,110	22.7%	19.4%

8. HOUSING :

- (a) Housing Starts, All Areas (First Quarter, 2024)
- (b) Median House Price - Bungalows, St. John's (First Quarter, 2024)

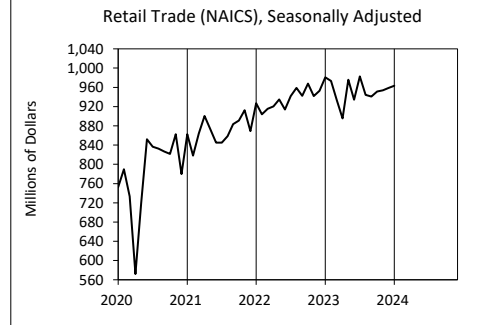
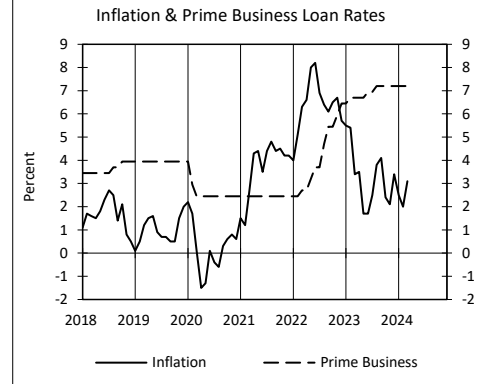
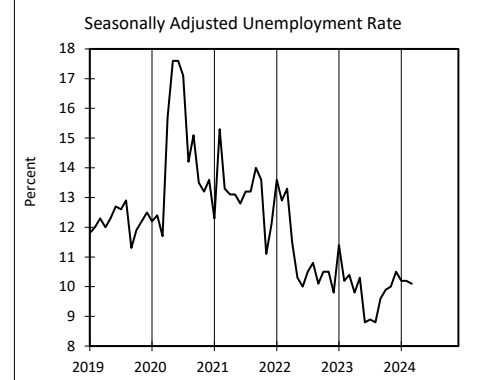
	Number	Dollars	Current Month	Same Month Last Year	NL Percent Change	CANADA Percent Change
(a)	263 p	100	263 p	100	163.0%	12.8%
(b)	351,100	333,500	351,100	333,500	5.3%	..

9. OIL PRODUCTION :

- (January 2024)
- (January - February, 2024)

	Barrels	Barrels	Current Month	Same Month Last Year	NL Percent Change	CANADA Percent Change
(January 2024)	6,152,576 p	5,813,851	6,152,576 p	5,813,851	5.8%	..
(January - February, 2024)	12,045,266 p	13,078,809	12,045,266 p	13,078,809	-7.9%	..

Newfoundland & Labrador



Note: On July 21, 2021, the CPI basket weights were updated based on consumer spending patterns from the 2020 national Household Final Consumption Expenditure (HFCE) series, replacing those derived from the 2017 Survey of Household Spending (SHS).

p - Preliminary .. - Not Available

Prepared by: Newfoundland & Labrador Statistics Agency, Department of Finance

www.stats.gov.nl.ca

Date: April 16, 2024

Next Release: 5/21/2024