

Consumer Price Index

Not Seasonally Adjusted

March 2024

All Items (2002=100)

Year over Year
March 2023 to March 2024

- NL increased 3.1%
- St. John's increased 3.8%
- Canada increased 2.9%

Month over Month
February 2024 to March 2024

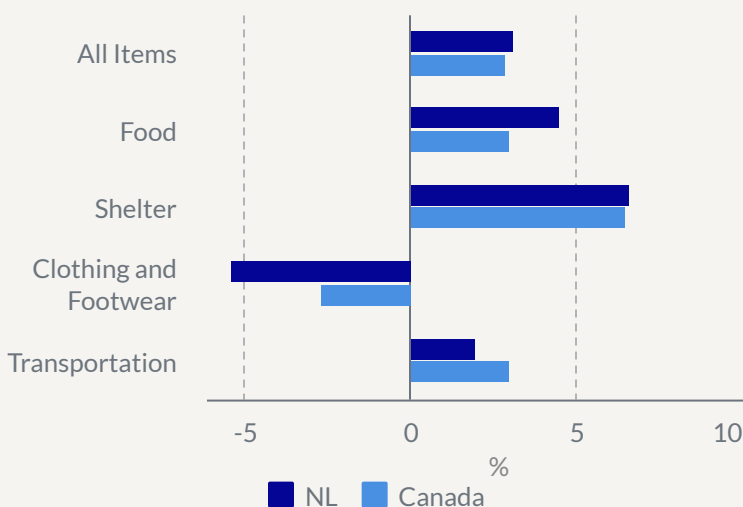
- NL increased 0.8%
- St. John's increased 0.9%
- Canada increased 0.6%

2013 to 2023
Trend

- NL increased 26.2%
- St. John's increased 25.5%
- Canada increased 27.9%

Select Component Percent Change, Year over Year (Rate of Inflation)

March 2023 to March 2024



Highlights
Percent Change (2002=100)

Year over Year
March 2023 to March 2024

Energy

- NL increased 3.9%
- Canada increased 2.8%

Food

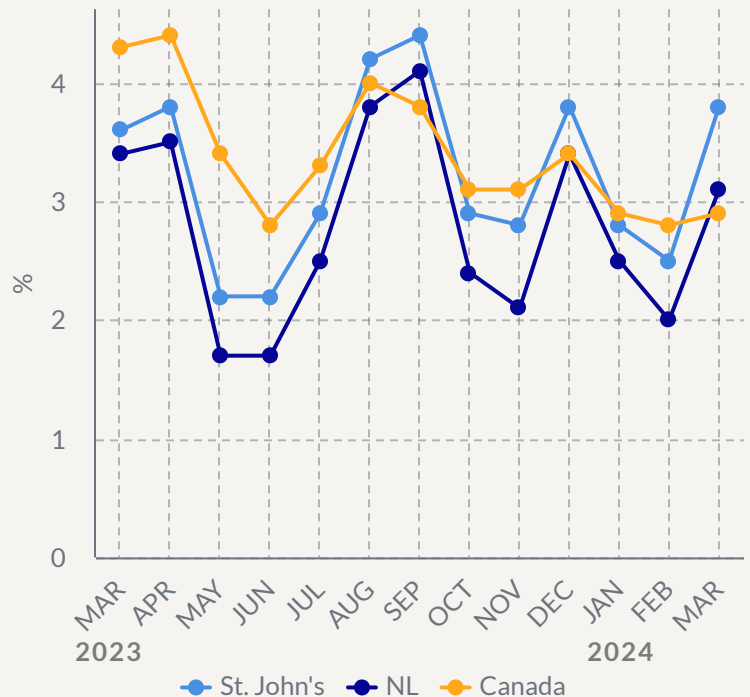
- NL increased 4.5%
- Canada increased 3.0%

All Items excluding food and energy

- NL increased 2.6%
- Canada increased 2.9%

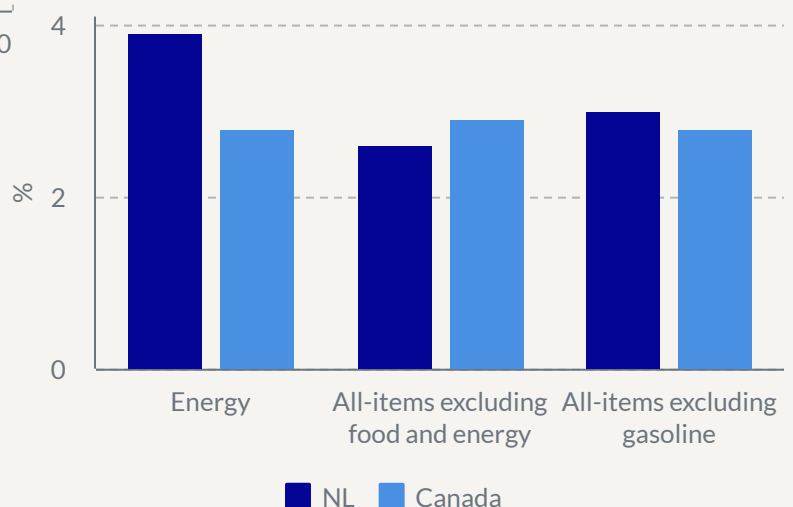
The Consumer Price Index (CPI) represents changes in prices as experienced by Canadian consumers. It measures price change by comparing, through time, the cost of a fixed basket of goods and services.

Percent Change, Year over Year
 All Items (2002=100)



Special Aggregate Percent Change, Year over Year (Rate of Inflation)

March 2023 to March 2024



Date: April 16th, 2024

Next Release: May 21st, 2024

Source: Compiled by the Newfoundland and Labrador Statistics Agency based on information from Statistics Canada, Consumer Price Index, Table 18-10-0004-13

www.stats.gov.nl.ca

